

EMA News & Views



County of Lycoming Emergency Management Agency

Volume 19, Issue 1

Winter 2019

COUNTY OF LYCOMING EMA QUARTERLY TRAINING

(Emergency Management Coordinators serving the municipalities of Lycoming County)

The next County of Lycoming EMA Quarterly Training will be held on:

THURSDAY - March 28, 2019 - 6:30 pm

APPRECIATION DINNER

**HOLIDAY INN - WILLIAMSPORT
100 PINE SREET, WILLIAMSPORT, PA 17701**



**KEYNOTE SPEAKER: LT COL WILLIAM SCHLOSSER,
PENNSYLVANIA WING CIVIL AIR PATROL**

MEETING TOPIC DETAILS



Our keynote speaker for the 42nd Annual Appreciation Dinner is Lt Col William Schlosser from the Pennsylvania Wing Civil Air Patrol (CAP). Lt Col Schlosser is the Chief of Staff for Operations for all of the Northeast Region for CAP.

Please join us to hear about how the Civil Air Patrol prepares for emergencies and how their mission works together with County and State Emergency Operation Centers to save lives and protect property.

Hope to see you there!

IN THIS NEWSLETTER...

2018 in Context :	2
Record Precipitation	2
Changes to Flood Ready Webpage	3
New Municipal EMC's	3
Rail Car Incident Response Course	4
Notes From the Director	5
Pets and Disasters	6-7
Wet Weather Spring Driving	7
Upcoming EMA Classes	8
Financial Preparedness Action Sheet	9
Safety in Places: Public Assembly	10
Quarterly Training Schedule	11
We Want to Hear From You	11
Contact Us	11



2018 in Context: Record Precipitation

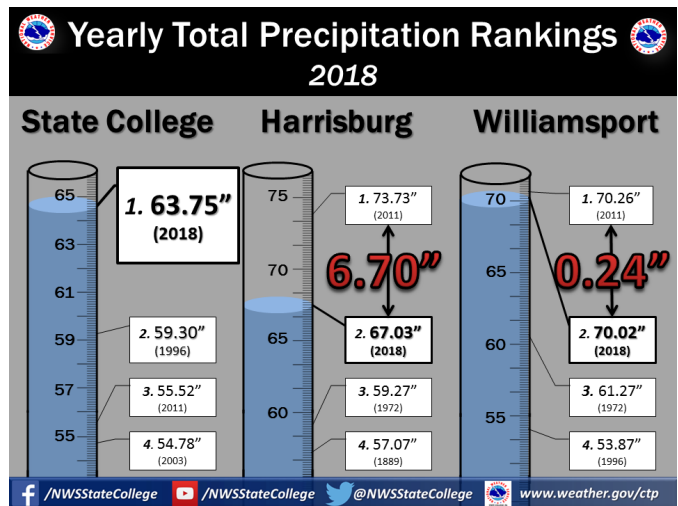
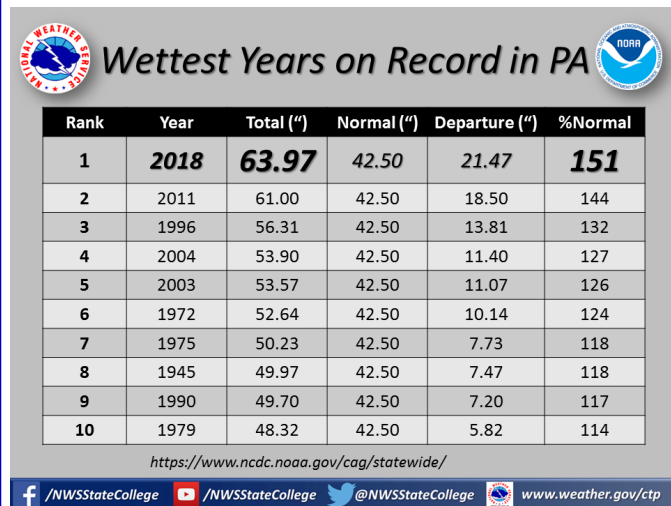


2018 was extremely wet for Pennsylvania and there are many ways to show how wet it was. We'll attempt to contextualize the year that was in a variety of ways.

<https://www.weather.gov/ctp/RecordPrecip2018>

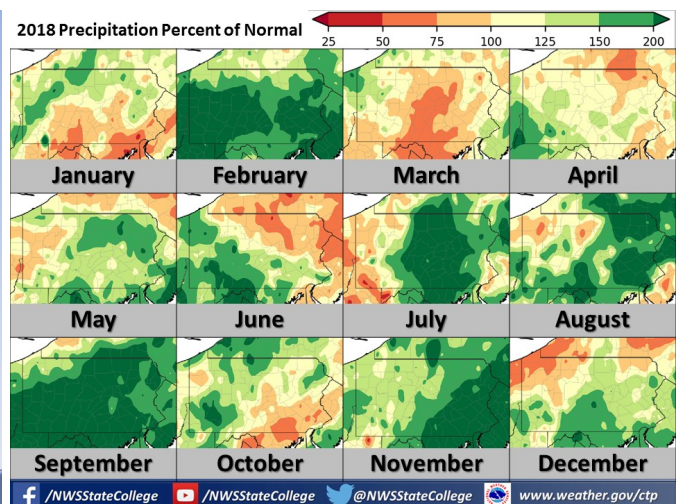
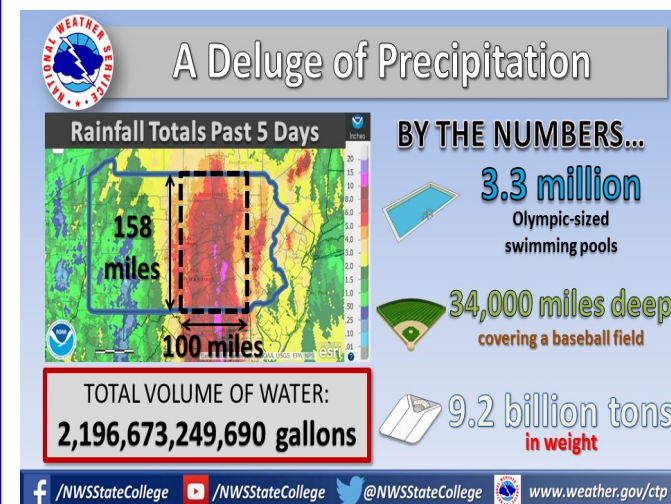
First, we look at statewide rainfall totals averaged across the state by the National Center for Environmental Information:

Now we can look at a few individual Stations. Note that 2018 was a pretty average year until late July.



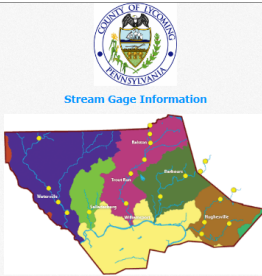
Lets now look at a major event from 2018: July 21-25th, 2018

And finally we close with a few graphics showing how precipitation compared to normal across Pennsylvania:



CHANGES COMING TO FLOOD READY WEBPAGE

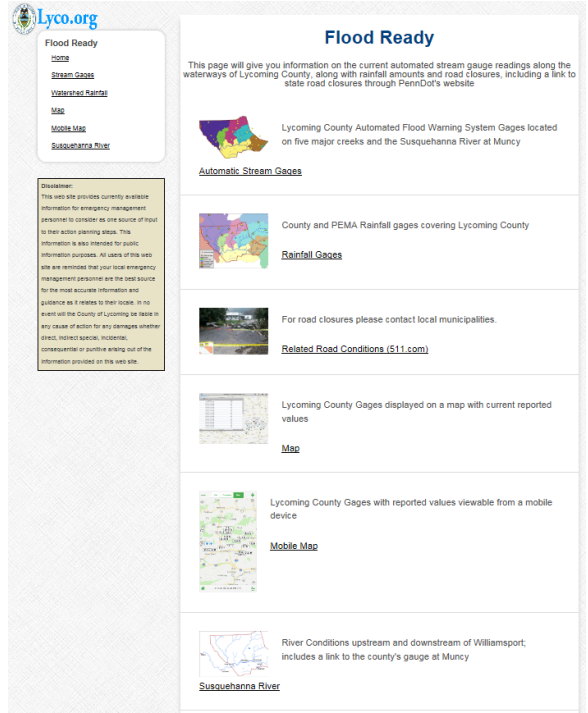
The Department of Public Safety is in the process of updating the Flood Ready website as the current site information is no longer supported for maintenance updates.



Click selected stream gauge site for stream gauge site details.

Updated: 02-21-2019 11:49:01 EDT [View Historical Stage Data](#)

Alert ID	Description	15 min. (feet)	30 min. (feet)	1 hour (feet)	3 hours (feet)	6 hours (feet)	12 hours (feet)	24 hours (feet)	Additional Information
Lattys Creek									
0553	Selkensburg SG	1.41	1.43	1.46	1.47	1.35	1.48	1.30	Reports or Plot
Logansport Creek									
5122	Hicksville SG	1.17	1.16	1.21	1.25	1.26	1.27	1.12	Reports or Plot
5132	Hillsgrove SG	2.12	2.12	2.13	2.12	2.12	2.08	1.84	Reports or Plot
5142	Barbours SG	1.36	1.38	1.36	1.30	1.30	1.32	1.12	Reports or Plot
5151	Loyalsockville SG	2.05	2.04	2.04	2.05	2.05	1.97	1.89	Reports or Plot
Lycoming Creek									
5063	Boaring Branch SG	2.13	14.80	14.90	2.13	2.08	2.10	2.08	Reports or Plot
5073	Deer Crossing SG	20.07	20.07	20.07	20.07	20.07	20.07	20.07	Reports or Plot
5083	Relston SG	12.29	12.29	12.29	12.29	1.45	1.60	1.54	Reports or Plot
5093	Sodine SG	0.40	0.42	0.45	0.49	0.50	0.56	0.56	Reports or Plot
5103	Catch-Sinkus SG	29.08	29.08	29.08	29.08	29.08	29.08	29.06	Reports or Plot
5113	Hopbunville SG	2.05	2.04	2.03	2.04	2.06	2.05	1.97	Reports or Plot
Muncy Creek									
5163	Snowtown SG	1.06	1.10	1.10	1.12	1.14	1.26	1.28	Reports or Plot
5173	Glen Maur SG	2.68	2.69	2.69	2.76	2.75	2.77	2.59	Reports or Plot
5183	Hughsville SG	1.08	1.06	1.10	1.13	1.12	1.13	0.97	Reports or Plot
5193	Lewisville SG	1.92	1.91	1.95	2.01	2.02	2.02	1.99	Reports or Plot
5203	Muncy Creek V SG	8.92	8.92	8.92	8.92	8.96	8.92	8.66	Reports or Plot



Flood Ready

This page will give you information on the current automated stream gauge readings along the waterways of Lycoming County, along with rainfall amounts and road closures, including a link to state road closures through PennDOT's website.

[Home](#)
[Stream Gauges](#)
[Volunteer Alerts](#)
[Map](#)
[Mobile Map](#)
[Susquehanna River](#)

Automatic Stream Gauges
 Lycoming County Automated Flood Warning System Gages located on five major creeks and the Susquehanna River at Muncy

Rainfall Gauges
 County and PEMA Rainfall gages covering Lycoming County

Related Road Conditions (S11.com)
 For road closures please contact local municipalities.

Map
 Lycoming County Gages displayed on a map with current reported values

Mobile Map
 Lycoming County Gages with reported values viewable from a mobile device

Susquehanna River
 River Conditions upstream and downstream of Williamsport includes a link to the county's gauge at Muncy

We are working on keeping the look of the website the same, along with adding links to a map view and mobile phone map view.

DPS is looking to roll out the new format within the next few months with more information forthcoming.

NEW MUNICIPAL EMERGENCY MANAGEMENT COORDINATORS

Lycoming County EMA would like to welcome three new municipal emergency management coordinators to our community.

Steven Mead was appointed EMC for McIntyre Twp in May of 2018.
(photo unavailable)



Dave Huffman,
Upper Fairfield Twp

Dave Huffman was appointed EMC for Upper Fairfield Twp in May of 2018.



Cory Crider,
South Williamsport
Boro

Cory Crider was appointed EMC for South Williamsport Borough in December of 2018.

Please help us in welcoming these new
Emergency Management Coordinators!



Rail Car Incident Response for Crude, Ethanol and Other Flammable Liquids

Montoursville, PA / May 18, 2019

**DELIVERY
COMING TO
MONTOURSVILLE**

The All Hazards Training Center at The University of Findlay has developed the *Rail Car Incident Response for Crude, Ethanol, and Other Flammable Liquids* training course for the U.S. Department of Transportation Pipeline and Hazardous Materials Safety Administration (DOT PHMSA) to educate emergency responders on freight rail car incidents involving hazardous materials, specifically crude oil, ethanol, and other flammable liquids. As more and more rail traffic transports cargo, including hazardous materials, it is important that the responder community become educated about the dangers and unique hazards presented with rail cars carrying these commodities. The information covered in this **FREE** training course will enhance the ability of emergency responders to assess the scene of a rail car incident, understand the resources needed to remediate the emergency situation, including how the railroad will play a critical role in the response. Hands-on scenarios using a rail car simulator are conducted to emphasize the objectives of the training including:

- Identifying the design, construction, components and markings of rail tank cars that carry crude/flammable liquids
- Recognizing and identifying the chemical being transported, and the properties that must be considered in an emergency
- Assessing the scene to determine the potential hazards to people, property, and the environment
- Recognizing mitigation strategies including offensive, defensive, and non-intervention strategies for fire and/or spill incidents
- Identifying key resources in the rail/freight industry as well as federal, state, and private resources for response assistance



**Training hosted by:
Lycoming County Department of
Public Safety**

Training Site: Lycoming Co. Dept. of Public Safety
542 County Farm Rd.
Suite 101
Montoursville, PA 17754

Date: May 18, 2019

Time: 0830-1630

WHO SHOULD ATTEND

- Firefighters—including neighboring departments
- Other First Responders— including law enforcement
- Community Emergency Management Personnel
- Other Community Stakeholders—including railroad representatives

Certificates of Completion will be issued for 8.0 contact hours

Please complete the registration form fully and email it to:

Kelle Robinson

krobinson@lyco.org

Office: 570-433-4461

Minimum of 20 registrants are needed for training to occur.

Name			
Course date & location	May 18, 2019 / Lycoming Co. Department of Public Safety		
Position			
Agency/ Company			
Address			
City/State		Zip	
Phone		Fax	
E-mail			

Notes from the Director...

Last year was the wettest year on record across the Commonwealth of Pennsylvania. At Williamsport, we observed the second wettest year on record in 2018 with 70.02” of precipitation. Calendar year 2011 still reigns as the record holder with 70.26” of recorded rainfall. This year seems to be following the trend with a continuation of above normal precipitation. Please continue to support community awareness of the potential impacts of flooding and promote the concept of “Turn around – Don’t drown” for those who encounter flooded roadways. This was one of several very interesting topics presented at the February 2019 PEMA In-Service Training.

One of the other interesting topics presented at that program was seismic activity in Pennsylvania. November 1 of 2018 featured a series of “shakes & booms” near the High School in Bellefonte, Centre County. Ongoing investigations/studies have determined these “shakes” were true seismic activity and not mine blasting or quarry related. Did you know that Dillsburg (York County) is the seismic “hotspot” of Pennsylvania with over 49 distinct seismic events since 2008? The strongest earthquake in Pennsylvania was near the Pymatung Reservoir in Northwestern PA and registered a 5.2 magnitude. You think this can’t happen here (Lycoming County), it did in August of 2011

If your travel schedule allows, the PEMA In-Service training is very informative and I encourage you to attend if at all possible. A Fall 2019 program in Penn State is being planned..

On a closing note, PLEASE ensure you forward copies of your certification or training certificates to the DPS Office. Many of these programs are available on-line for your convenience. Don’t forget to update YOUR Emergency Operating Plan and your Notification and Resource Manual for your municipality and make sure to keep the County EMA “in the loop”!

THANKS!

John

PETS AND DISASTERS

Make arrangements for your pets as part of your household disaster planning. If you must evacuate your home, it's always best to take your pets with you. For health and space reasons, pets will not be allowed in public emergency shelters. If, as a last resort you have to leave your pets behind, make sure you have a plan to ensure their care.



This pets prepared how about yours?

BEFORE: Contact your local animal shelter, humane society, veterinarian or emergency management office for information on caring for pets in an emergency.

Find out if there will be any shelters set-up to take pets in an emergency. Also, see if your veterinarian will accept your pet in an emergency.

Decide on safe locations in your house where you could leave your pet in an emergency.

- Consider easy to clean areas such as utility areas or bathrooms and rooms with access to a supply of fresh water.
- Avoid choosing rooms with hazards such as windows, hanging plants or pictures in large frames.
- In case of flooding, the location should have access to high counters that pets can escape to.
- Set up two separate locations if you have dogs and cats.

Buy a pet carrier that allows your pet to stand up and turn around inside.

Train your pet to become comfortable with the carrier. Use a variety of training methods such as feeding it in the carrier or placing a favorite toy or blanket inside.

DURING: Bring your pets inside immediately.

Animals have instincts about severe weather changes and will often isolate themselves in they are afraid. Bringing them inside early can stop them from running away. Never leave a pet outside or tied up during a storm.

If you evacuate and have to leave your pet at home, prepared a safe location for it.

- Leave familiar items such as the pet's normal bedding and favorite toys.
- Leave a two or three day supply of dry food, even if it's not the pet's usual food. The food should not be moistened because it will turn rancid or sour. Leave the food in a sturdy container that the pet can not overturn.
- Leave the water in a sturdy, no-spill container. If possible, open a faucet slightly and let the water drip into a big container. Large dogs may be able to obtain fresh water from a partially filled bathtub.
- Replace a chain link "choker" collar with a leather or nylon collar. Make sure the collar has tags and identification.

PETS AND DISASTERS (Continued)

AFTER: If after a disaster you have to leave town, take your pets with you. Pets are unlikely to survive on their own.

In the first few days after the disaster, leash your pets when they go outside. Always maintain close contact.

Familiar scents and landmarks may be altered and your pet may become confused and lost. Also, snakes and other dangerous animals may be brought into the area with flood areas. Downed power lines are a hazard.

The behavior of your pets may change after an emergency.

Normally quiet and friendly pets may become aggressive or defensive. Watch animals closely. Leash dogs and place them in a fenced yard with access to shelter and water.

<https://www.pema.pa.gov/planningandpreparedness/readypa/Pages/Pets-and-Disasters.aspx>

WET WEATHER WISDOM
for Safer Spring Driving

ANY AMOUNT OF RAIN CAN CAUSE SLIPPERY SURFACES

- HEED FLOOD WARNINGS AND ROAD CLOSURES**
Driving through high water is risky for you and your vehicle
- CHECK HEADLIGHTS**
are clean and working well
- INFLATE TIRES**
and check tread wear
- IF VISIBILITY IS POOR,**
pull over
- INSPECT WIPERS;**
replace if needed
- BE SURE REAR AND BRAKE LIGHTS**
are working properly. They can help your vehicle be seen in wet weather
- REDUCE SPEED**
on wet roads and follow at a safe distance, allowing you to stop suddenly if needed
- CRUISE CONTROL**
can cause you to lose control. Best not to use in wet weather

The information in this article was obtained from various sources. While we believe it to be reliable and accurate, we do not warrant the accuracy or reliability of the information. These suggestions are not a complete list of every loss control measure. The information is not intended to replace manuals or instructions provided by the manufacturer or the advice of a qualified professional. Nor is it intended to effect coverage under any policy. State Farm makes no guarantees of results from use of this information. We assume no liability in connection with the information nor the suggestions made.

UPCOMING EMA CLASSES

Classes listed below with an (*) are required for one or more of the certification levels for municipal Emergency Management Coordinators. **Attendees must register on-line or through the County EMA office.** Contact Kelle Robinson with any questions concerning these classes.

HAZMAT MATERIALS AWARENESS LEVEL ANNUAL REFRESHER TRAINING

Monday, March 11, 2019 6:30 pm - 8:30 pm, Nisbet VFC, 166 W Village Dr.

ADVANCED FIRE POLICE

Thursday, March 14, 2019 6:30 pm - 10:30 pm, Hepburn Twp FD, 615 State Rt 973 East

Monday, March 18, 2019 6:30 pm - 10:30 pm, Hepburn Twp FD, 615 State Rt 973 East

Tuesday, March 19, 2019 6:30 pm - 10:30 pm, Hepburn Twp FD, 615 State Rt 973 East

Thursday, March 21, 2019 6:30 pm - 10:30 pm, Hepburn Twp FD, 615 State Rt 973 East

PUMP OPERATIONS II

Monday, March 25, 2019 6:30 pm - 10:30 pm, Montgomery VFC, 24 Montgomery St.

Wednesday, March 27, 2019 6:30 pm - 10:30 pm, Montgomery VFC, 24 Montgomery St.

Saturday, March 30, 2019 8:00 am - 4:00 pm, Montgomery VFC, 24 Montgomery St.

TRUCK COMPANY OPERATIONS I

Wednesday, March 27, 2019 6:30pm-10:30pm, Clinton Twp VFD, 2311 State Rte 54 Hwy

Wednesday, April 3, 2019 6:30 pm - 10:30 pm, Clinton Twp VFD, 2311 State Rte 54 Hwy

Saturday, April 6, 2019 8:00 am - 4:00 pm, Clinton Twp VFD, 2311 State Rte 54 Hwy

ELEVATOR RESCUE AWARENESS

Monday, April 8, 2019 6:30pm -10:30 pm, Independent Fire Comp, 306 Clark St., SW

AIRBAG IMPLICATIONS

Monday, April 15, 2019 6:30pm - 10:30pm, Nisbet VFC, 166 W Village Dr.

HIGHWAY INCIDENT SCENE SAFETY AND MANAGEMENT

Thursday, May 2, 2019 6:30 pm - 10:30 pm, Eldred Twp VFC, 5556 Warrensville Rd.

Thursday, May 9, 2019 6:30 pm - 10:30 pm, Eldred Twp VFC, 5556 Warrensville Rd.

Thursday, May 16, 2019 6:30 pm - 10:30 pm, Eldred Twp VFC, 5556 Warrensville Rd.

Thursday, May 23, 2019 6:30 pm - 10:30 pm, Eldred Twp VFC, 5556 Warrensville Rd.

Other Training Resources:

PEMA TRAINING CALENDAR:

<https://www.pema.pa.gov/planningandpreparedness/trainingandexercises/Pages/Training-and-Exercises.aspx>

PEMA (ON-LINE) TRAINING:

<https://www.train.org/pa/welcome>

FEMA (EMI) (ON-LINE) TRAINING:

<http://training.fema.gov/IS/crslist.asp>



Are you Ready^{PA}?

ACTION SHEET

3 keys to financially surviving a disaster or emergency

You may have only hours or minutes to react to a natural disaster or other emergency. Recovering will be tough, but taking three easy steps to prepare will ease the next few days and weeks:



1. Make sure to have emergency cash available: "Cash is king" - Be sure to have some cash on hand. Choose medium and small dollar bills in the event you can't make change. Also, keep a roll or rolls of quarters for vending machines or other meters. How much you need depends on your family size and other circumstances, but consider essentials such as gasoline, bus or train fare, and several nights of lodging and food.



2. Make sure you have personal identification: "Identification is key" - without the ability to verify your identity, access to assistance - financial or otherwise, will be more difficult. Make sure you have a driver's license, passport, or other government-issued identification. Write down (and keep safe) key information about yourself and family members, including identification numbers, emergency family contacts, and essential businesses (employers, banks, insurance company, schools, etc.).



3. Make sure you have contact information: "Who do you call" - Contact information - keep paper and electronic copies of account and phone numbers for important financial institutions, including your bank or credit union, insurance, mortgage lender, car payment, and credit cards.

TO AID IN HAVING CASH AVAILABLE FOR EMERGENCIES, MAKE A BUDGET

EASY STEPS TO MAKE A BUDGET

✓ **Get organized**

Record all of your expenses so you know where your money goes and where you can cut spending.

✓ **Identify your short-term and long-term goals,** and build saving for them into your budget.

✓ **Divide your expenses between things you need and things you want.**



✓ **Make "being debt-free" one of your goals**

List all of your debts with interest rates and track your progress in paying them off.

✓ **Pay more than the minimum payment on bills whenever you can.**

Stick to your plan!

Safety in Places of Public Assembly

Every day, millions of people wake up, go to work or school, and take part in social events. But every so often the unexpected happens: an earthquake, a fire, a chemical spill, an act of terrorism or some other disaster. Routines change drastically, and people are suddenly aware of how fragile their lives and routines can be. Each disaster can have lasting effects — people may be seriously injured or killed, and devastating and costly property damage can occur. People entering any public assembly building need to be prepared in case of an emergency.

BEFORE YOU ENTER

- **Take a good look.** Does the building appear to be in a condition that makes you feel comfortable? Is the main entrance wide and does it open outward to allow easy exit? Is the outside area clear of materials stored against the building or blocking exits?
- **Have a communication plan.** Identify a relative or friend to contact in case of emergency and you are separated from family or friends.
- **Plan a meeting place.** Pick a meeting place outside to meet family or friends with whom you are attending the function. If there is an emergency, be sure to meet them there.

WHEN YOU ENTER

- **Take a good look.** Locate exits immediately. When you enter a building you should look for all available exits. Some exits may be in front and some in back of you. Be prepared to use your closest exit. You may not be able to use the main exit.
- **Check for clear exit paths.** Make sure aisles are wide enough and not obstructed by chairs or furniture. Check to make sure your exit door is not blocked or chained. If there are not at least two exits or exit paths are blocked, report the violation to management and leave the building if it is not immediately addressed. Call the local fire marshal to register a complaint.
- **Do you feel safe?** Does the building appear to be overcrowded? Are there fire sources such as candles burning, cigarettes or cigars burning, pyrotechnics, or other heat sources that may make you feel unsafe? Are there safety systems in place such as alternative exits, sprinklers, and smoke alarms? Ask the management for clarification on your concerns. If you do not feel safe in the building, leave immediately.

DURING AN EMERGENCY

React immediately. If an alarm sounds, you see smoke or fire, or some other unusual disturbance immediately exit the building in an orderly fashion.

Get out, stay out! Once you have escaped, stay out. Under no circumstances should you ever go back into a burning building. Let trained firefighters conduct rescue operations.

FACT

A fire at The Station nightclub in W. Warwick, RI, on February 20, 2003, claimed 100 lives and is the fourth-deadliest nightclub fire in U.S. history. Since that fire, NFPA has enacted tough new code provisions for fire sprinklers and crowd management in nightclub-type venues. Those provisions mark sweeping changes to the codes and standards governing safety in assembly occupancies.



NATIONAL FIRE PROTECTION ASSOCIATION
The leading information and knowledge resource on fire, electrical and related hazards

2019 QUARTERLY TRAINING

March 28	6:30 pm	Thursday	Holiday Inn
June 27	7:00 pm	Thursday	County EMA Office
September 26	7:00 pm	Thursday	County EMA Office
December 12	7:00 pm	Thursday	County EMA Office



WE WANT TO HEAR FROM YOU!!!

Just a reminder, this newsletter is written for you, the emergency responder in Lycoming County. If there is something that you wish to see in the newsletter or you have a story that you would like to share, please let us know. We are always looking for ideas for upcoming newsletters!

COUNTY EMA STAFF

Your County EMA staff is proud to serve you, and will always welcome your comments and suggestions to promote a better EMA community. Please contact us at any time.

TELEPHONE: 570-433-4461 (local)
570-329-4061 (local)

EMAIL: ema@lyco.org - for general department email

COUNTY EMA STAFF	PHONE	EMAIL
Dan Dorman, <i>EMA Manager</i>	570-329-4732	ddorman@lyco.org
Craig Konkle, <i>Energy Development Emergency Response Coordinator</i>	570-329-4724	ckonkle@lyco.org
Kelle Robinson, <i>Training & Operations Coordinator</i>	570-329-4723	krobinson@lyco.org
Paula Young, <i>Administrative Assistant</i>	570-329-4722	pyoung@lyco.org