COUNTY OF LYCOMING, PENNSYLVANIA

ANNUAL BUDGET

Commissioners
Rebecca A. Burke
Ernest P. Larson
Jeff C. Wheeland

Director of Administration
Fred Marty

Director of Fiscal Services
Robert J. Noll

2009

December 18, 2008

COUNTY OF LYCOMING
PENNSYLVANIA
2009
APPROVED COUNTY BUDGET

TABLE OF CONTENTS

2009 BUDGET SUMMARY

Total County Budget
- Revenues 1
- Expenditures 2
- Sources / Uses 3

Fund / Department - General Fund 4
- Special Revenue Funds 8
- Debt Service Funds 10
- Capital Project Funds 11
- Proprietary Funds 12

2009 APPROVED CAPITAL OUTLAY

Fund / Department - General Fund 13
- Special Revenue Funds 18
- Capital Project Funds 18
- Proprietary Funds 19

2009 APPROVED ADDITIONAL PERSONNEL

Personnel Request 22

2009
SUMMARY
BUDGET

COUNTY OF LYCOMING
BUDGET SUMMARY FOR 2008 AND 2009

REVENUES AND OTHER FINANCIAL SOURCES

December 15, 2008

	2008 APPROVED BUDGET	2009 APPROVED BUDGET	VARIANCE INCREASE (DECREASE)	PERCENT INCREASE (DECREASE)
REVENUES				
GENERAL GOV. FUNDS	45,767,423	45,581,196	(186,227)	-0.41%
SPECIAL REVENUE FUNDS	27,191,991	21,721,906	(5,470,085)	-20.12%
DEBT SERVICE FUNDS	-	-	-	-
CAPITAL PROJECT FUNDS	330,000	553,615	223,615	67.76%
ENTERPRISE FUNDS	18,984,738	20,407,287	1,422,549	7.49%
TOTAL REVENUES	**92,274,152**	**88,264,004**	**(4,010,148)**	**-4.35%**
OTHER FINANCING SOURCES				
GENERAL GOV. FUNDS	4,377,124	13,475,327	9,098,203	207.86%
SPECIAL REVENUE FUNDS	2,369,831	2,372,079	2,248	0.09%
DEBT SERVICE FUNDS	3,679,619	8,553,357	4,873,738	132.45%
CAPITAL PROJECT FUNDS	9,000,000	9,366,000	366,000	4.07%
ENTERPRISE FUNDS	-	-	-	-
TOTAL OTHER FINANCIAL SOURCES	**19,426,574**	**33,766,763**	**14,340,189**	**73.82%**
TOTAL REVENUE & OTHER SOURCES	**111,700,726**	**122,030,767**	**10,330,041**	**9.25%**

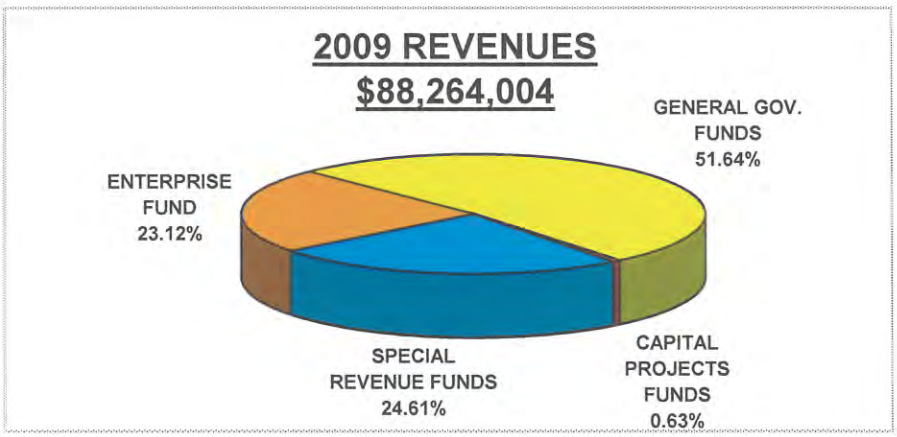

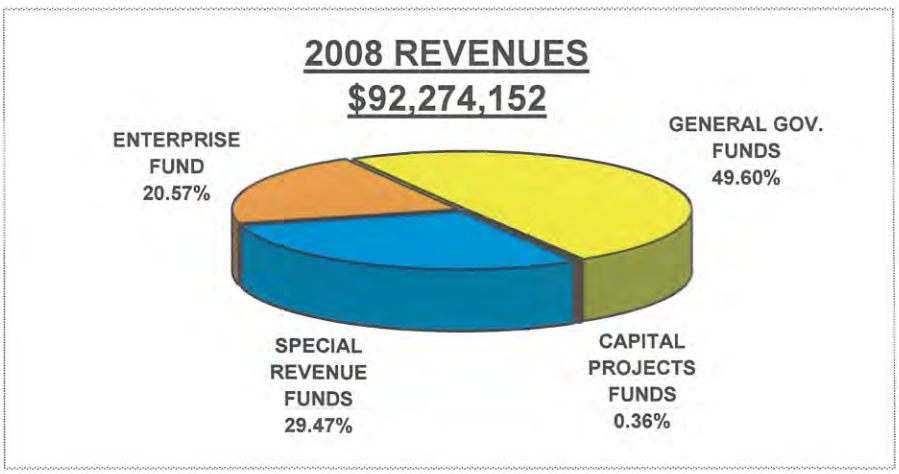

COUNTY OF LYCOMING
BUDGET SUMMARY FOR 2008 AND 2009

EXPENSES AND OTHER FINANCIAL USES

December 15, 2008

	2008 APPROVED BUDGET	2009 APPROVED BUDGET	VARIANCE INCREASE (DECREASE)	PERCENT INCREASE (DECREASE)
EXPENSES				
GENERAL GOV. FUNDS	46,244,049	49,192,575	2,948,526	6.38%
SPECIAL REVENUE FUNDS	29,723,940	23,993,977	(5,729,963)	-19.28%
DEBT SERVICE FUNDS	3,679,619	8,553,357	4,873,738	132.45%
CAPITAL PROJECT FUNDS	9,260,900	9,919,615	658,715	7.11%
ENTERPRISE FUNDS	16,448,815	17,635,586	1,186,771	7.21%
TOTAL EXPENSES	**105,357,323**	**109,295,110**	**3,937,787**	**3.74%**
OTHER FINANCING USES				
GENERAL GOV. FUNDS	16,625,289	26,838,441	10,213,152	61.43%
SPECIAL REVENUE FUNDS	288,125	327,952	39,827	13.82%
DEBT SERVICE FUNDS	-	-	-	-
CAPITAL PROJECT FUNDS	-	-	-	-
ENTERPRISE FUNDS	2,513,160	2,600,370	87,210	3.47%
TOTAL OTHER FINANCIAL USES	**19,426,574**	**29,766,763**	**10,340,189**	**53.23%**
TOTAL EXPENSES & OTHER USES	**124,783,897**	**139,061,873**	**14,277,976**	**11.44%**

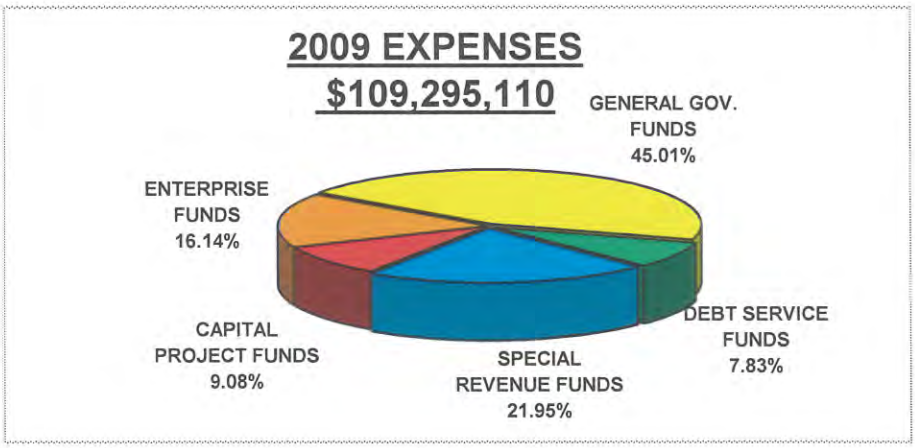

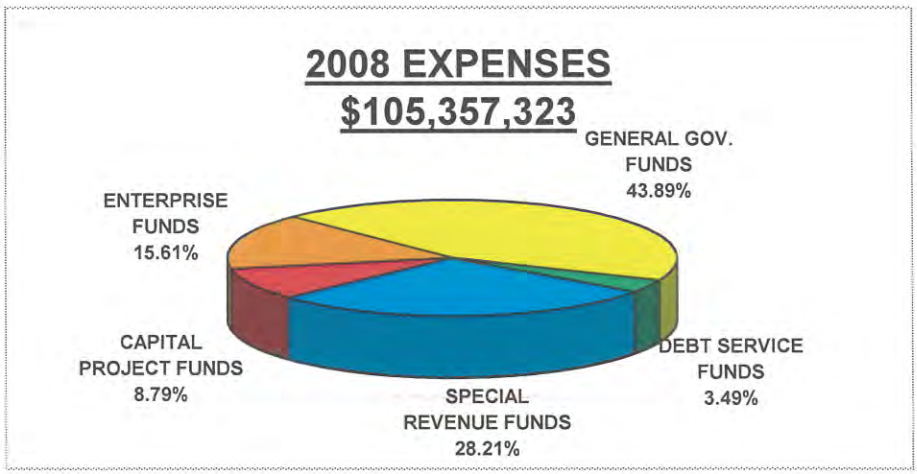

COUNTY OF LYCOMING
2009 BUDGET
SOURCES AND USES OF FUNDS

December 15, 2008

2009 REVENUES
$88,264,004

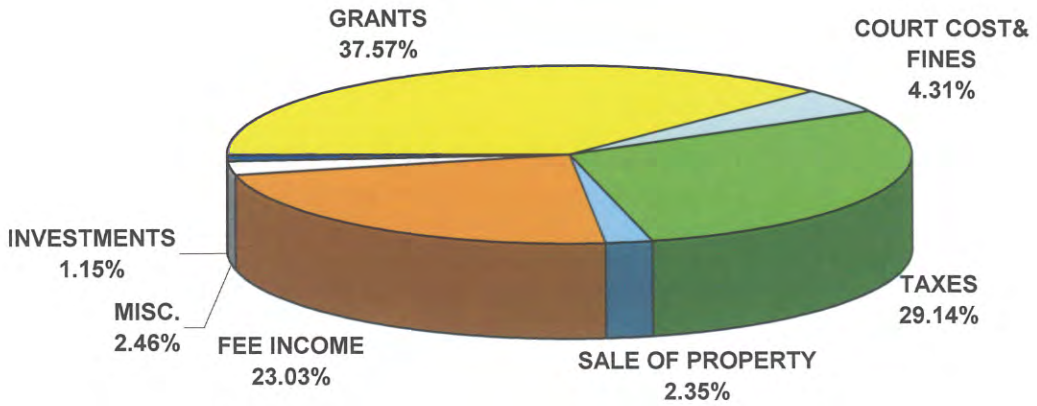

2009 EXPENSES
$109,295,110

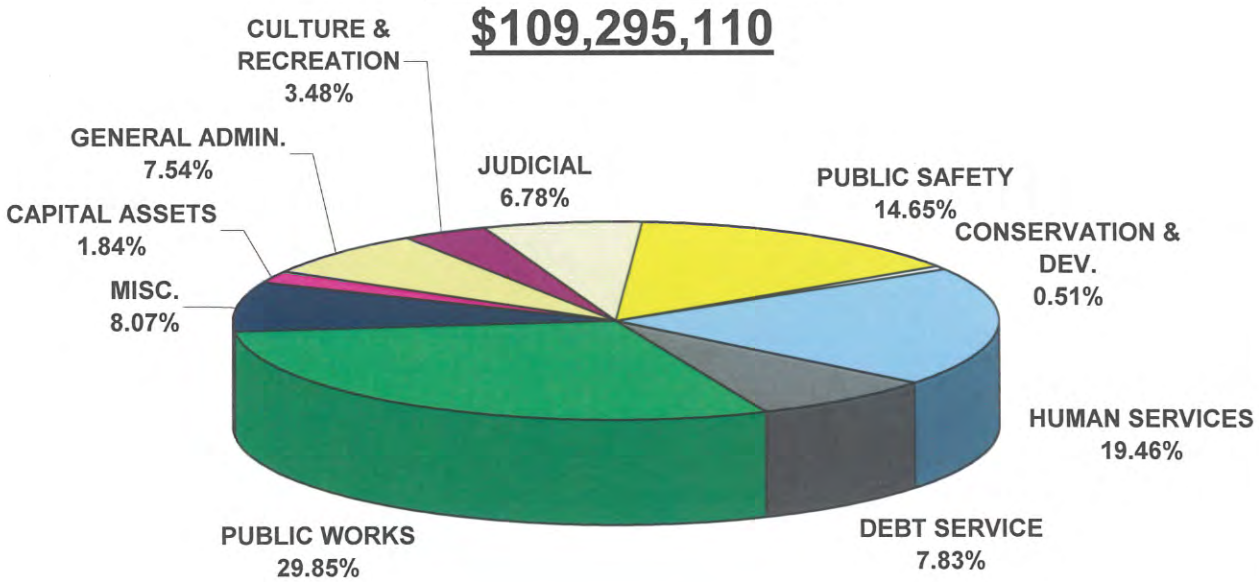

COUNTY OF LYCOMING
REQUESTED COUNTY OPERATING BUDGET SUMMARY
FOR THE YEAR 2009

Updated 12-12-08

GOVERNMENTAL FUND TYPES

COUNTY GENERAL FUND	REVENUES				EXPENSES			
	2008 APPROVED BUDGET	2009 APPROVED BUDGET	VARIANCE INCREASE (DECREASE)	PERCENT INCREASE (DECREASE)	2008 APPROVED BUDGET	2009 APPROVED BUDGET	VARIANCE INCREASE (DECREASE)	PERCENT INCREASE (DECREASE)
COUNTY COMMISSIONERS								
COMMISSIONERS	-	-	-	-	407,710	420,633	12,923	3.17%
SOLICITORS	-	-	-	-	104,400	104,400	-	0.00%
CONTINGENCY	-	-	-	-	49,135	150,000	100,865	205.28%
	-	-	-	-	561,245	675,033	113,788	20.27%
ROW OFFICES								
TREASURER	1,737,534	1,295,307	(442,227)	-25.45%	217,055	199,421	(17,634)	-8.12%
CONTROLLERS	-	-	-	-	221,468	229,863	8,395	3.79%
REGISTER & RECORDER	908,260	866,860	(41,400)	-4.56%	392,928	399,054	6,126	1.56%
SHERIFF	213,800	215,800	2,000	0.94%	617,325	634,222	16,897	2.74%
CONSTABLES	110,867	116,500	5,633	5.08%	167,662	180,500	12,838	7.66%
	324,667	332,300	7,633	2.35%	784,987	814,722	29,735	3.79%
CORONER	13,000	13,000	-	0.00%	187,590	189,737	2,147	1.14%
PROTHONOTARY	407,000	500,500	93,500	22.97%	306,760	314,196	7,436	2.42%
DISTRICT ATTORNEY	231,472	145,400	(86,072)	-37.18%	1,147,934	1,157,765	9,831	0.86%
D.U.I. PROGRAM	190,000	210,000	20,000	10.53%	93,806	103,747	9,941	10.60%
	421,472	355,400	(66,072)	-15.68%	1,241,740	1,261,512	19,772	1.59%
ASSESSMENT								
TAX ASSESSMENT	28,650	49,600	20,950	73.12%	632,900	667,808	34,908	5.52%
COUNTY BUILDINGS / MAINTENANCE								
CNTY. BUILD. EXEC. PLAZA.	133,400	167,900	34,500	25.86%	219,098	255,638	36,540	16.68%
CNTY. BUILD. COURTHOUSE	-	-	-	-	574,714	642,690	67,976	11.83%
LYSOCK COMPLEX	103,051	103,051	-	0.00%	161,792	220,584	58,792	36.34%
CNTY. BUILD. T & C PLAZA	1,638,370	1,640,250	1,880	0.11%	475,425	486,030	10,605	2.23%
	1,874,821	1,911,201	36,380	1.94%	1,431,029	1,604,942	173,913	12.15%
FISCAL SERVICES								
FISCAL SERVICES	-	-	-	-	503,126	447,968	(55,158)	-10.96%
CENTRAL COLLECTIONS	806,220	831,050	24,830	3.08%	447,262	450,797	3,535	0.79%
NON GOVERNMENT EXP	174,463	168,846	(5,617)	-3.22%	(465,384)	(435,244)	30,140	-6.48%
	980,683	999,896	19,213	1.96%	485,004	463,521	(21,483)	-4.43%
CAPITAL OUTLAY	-	-	-	-	1,628,778	1,466,601	(162,177)	-9.96%
TAX COLLECTION	26,146,569	26,293,149	146,580	0.56%	552,819	600,739	47,920	8.67%

COUNTY OF LYCOMING
REQUESTED COUNTY OPERATING BUDGET SUMMARY
FOR THE YEAR 2009

Updated 12-12-08

GOVERNMENTAL FUND TYPES

COUNTY GENERAL FUND	REVENUES 2008 APPROVED BUDGET	REVENUES 2009 APPROVED BUDGET	REVENUES VARIANCE INCREASE (DECREASE)	REVENUES PERCENT INCREASE (DECREASE)	EXPENSES 2008 APPROVED BUDGET	EXPENSES 2009 APPROVED BUDGET	EXPENSES VARIANCE INCREASE (DECREASE)	EXPENSES PERCENT INCREASE (DECREASE)
PLANNING & COMMUNITY DEVELOPMENT								
PLANNING COMMISSION	17,500	23,000	5,500	31.43%	932,528	873,225	(59,303)	-6.36%
COUNTY ZONING	51,558	56,284	4,726	9.17%	99,360	113,964	14,604	14.70%
G.I.S.	15,350	18,800	3,450	22.48%	168,198	172,560	4,362	2.59%
	84,408	98,084	13,676	16.20%	1,200,086	1,159,749	(40,337)	-3.36%
HUMAN SERVICES								
HUMAN RESOURCES	1,249	1,200	(49)	-3.92%	238,121	254,554	16,433	6.90%
MILITARY AFFAIRS	-	-	-	-	110,131	109,089	(1,042)	-0.95%
	1,249	1,200	(49)	-	348,252	363,643	15,391	4.42%
FRINGE & INSURANCE								
EMPLOYMENT FRINGE	16,000	-	(16,000)	-100.00%	6,785,277	8,983,220	2,197,943	32.39%
INSURANCE	-	-	-	-	257,731	273,617	15,886	6.16%
	16,000	-	(16,000)	-100.00%	7,043,008	9,256,837	2,213,829	31.43%
INFORMATION SERVICES								
VOTER REGISTRATION	-	-	-	-	169,402	189,031	19,629	11.59%
CONDUCT OF ELECTIONS	-	700	700	-	119,580	154,436	34,856	29.15%
MANAGEMENT INFORMATION	-	-	-	-	1,420,609	1,407,757	(12,852)	-0.90%
CENTRAL TELEPHONE	-	-	-	-	37,080	25,900	(11,180)	-30.15%
MAIL SERVICES	-	-	-	-	35,608	37,792	2,184	6.13%
PRINTING / MICROFILMING	-	-	-	-	75,953	85,525	9,572	12.60%
RECORD RETENTION	-	-	-	- *	-	-	-	-
	-	700	700	-	1,858,232	1,900,441	42,209	2.27%
PUBLIC DEFENDER								
PUBLIC DEFENDER	4,971	4,971	-	0.00%	585,933	581,333	(4,600)	-0.79%
COURTS								
DOMESTIC RELATIONS	922,851	938,349	15,498	1.68%	1,040,948	1,080,508	39,560	3.80%
COURTS	391,373	392,406	1,033	0.26%	1,627,222	1,618,440	(8,782)	-0.54%
JURY COMMISSIONERS	-	-	-	-	33,134	31,906	(1,228)	-3.71%
D.J. CARN	70,000	79,000	9,000	12.86%	117,799	139,966	22,167	18.82%
D.J. PAGE	68,500	66,000	(2,500)	-3.65%	119,572	125,475	5,903	4.94%
D.J. SORTMAN	72,025	74,025	2,000	2.78%	141,567	147,095	5,528	3.90%
D.J. SCHRINER	82,500	91,000	8,500	10.30%	108,922	111,934	3,012	2.77%
D.J. MCRAE	57,700	67,500	9,800	16.98%	137,260	145,695	8,435	6.15%
D.J. LEPLEY	63,800	58,300	(5,500)	-8.62%	136,965	137,265	300	0.22%
S.A.E.& D.R.	36,000	45,000	9,000	0.00%	15,000	15,000	-	0.00%
ADULT PROBATION	891,500	987,602	96,102	10.78%	1,007,194	1,068,421	61,227	6.08%
JUVENILE PROBATION	305,306	316,249	10,943	3.58%	1,243,483	1,245,206	1,723	0.14%
JUVENILE PLACEMENTS	3,505,893	3,184,600	(321,293)	-9.16%	4,431,680	4,430,600	(1,080)	-0.02%
	6,467,448	6,300,031	(167,417)	-2.59%	10,160,746	10,297,511	136,765	1.35%

COUNTY OF LYCOMING
REQUESTED COUNTY OPERATING BUDGET SUMMARY
FOR THE YEAR 2009

Updated 12-12-08

GOVERNMENTAL FUND TYPES

COUNTY GENERAL FUND	REVENUES				EXPENSES			
	2008 APPROVED BUDGET	2009 APPROVED BUDGET	VARIANCE INCREASE (DECREASE)	PERCENT INCREASE (DECREASE)	2008 APPROVED BUDGET	2009 APPROVED BUDGET	VARIANCE INCREASE (DECREASE)	PERCENT INCREASE (DECREASE)
PRISON SERVICES								
COUNTY PRISON	349,911	339,610	(10,301)	-2.94%	4,275,621	4,515,594	239,973	5.61%
PRE-RELEASE CENTER	326,700	354,963	28,263	8.65%	1,888,317	1,934,289	45,972	2.43%
	676,611	694,573	17,962	2.65%	6,163,938	6,449,883	285,945	4.64%
PUBLIC SAFETY / SERVICES								
COMMUNICATION CENTER	28,460	41,650	13,190	46.35%	824,926	845,054	20,128	2.44%
EMERGENCY MANAGEMENT	70,000	78,100	8,100	11.57%	234,147	230,798	(3,349)	-1.43%
E.M.S. SERVICES	8,000	8,000	-	0.00%	33,974	32,785	(1,189)	-3.50%
HAZ-MAT	-	-	-	-	63,226	62,766	(460)	-0.73%
	106,460	127,750	21,290	20.00%	1,156,273	1,171,403	15,130	1.31%
CONSERVATION & DEVELOPMENT								
COUNTY FARM	30,000	50,000	20,000	66.67%	102,820	124,799	21,979	21.38%
COOPERATIVE EXTENSION	-	-	-	-	152,579	160,675	8,096	5.31%
CONSERVATION DISTRICT	3,000	400	(2,600)	-86.67%	125,733	108,591	(17,142)	-13.63%
	33,000	50,400	17,400	52.73%	381,132	394,065	12,933	3.39%
OUTSIDE AGENCIES								
WBD&A DUI COURT FUNDING	-	-	-	-	-	25,000	25,000	-
LYC. CNTY. FIRE POLICE	-	-	-	-	1,000	1,000	-	0.00%
LYC. CNTY. AIRPORT	-	-	-	-	159,200	175,000	15,800	9.92%
RIVER VALLEY TRANSIT	-	-	-	-	95,000	60,000	(35,000)	-36.84%
AIRPORT-ATC SERVICES	-	-	-	-	259,038	126,990	(132,048)	-50.98%
CHILDREN & YOUTH	5,534,620	5,686,274	151,654	2.74%	6,584,620	6,736,274	151,654	2.30%
MH / MR	-	-	-	-	225,000	195,000	(30,000)	-13.33%
CAMP CADET	-	-	-	-	3,000	3,000	-	0.00%
SENIOR CITIZENS	-	-	-	-	10,000	10,000	-	0.00%
WMSPT/LYC FLAG COMM	-	-	-	-	500	500	-	0.00%
CAPPA	-	-	-	-	-	50,000	50,000	-
CASA	-	-	-	-	10,000	-	(10,000)	-100.00%
LIBRARY	-	-	-	-	1,075,359	1,097,043	21,684	2.02%
SPCA	-	-	-	-	25,000	25,000	-	0.00%
LYC. HISTORICAL SOCIETY	-	-	-	-	10,000	10,000	-	0.00%
RECREATION AUTHORITY (WD)	-	-	-	-	163,721	163,546	(175)	-0.11%
SUSQ GREENWAY PARTNER	-	-	-	-	5,000	-	(5,000)	-100.00%
S.E.D.A.-C.O.G.	-	-	-	-	24,008	24,008	-	0.00%
REGIONAL MARKETING	-	-	-	-	13,500	-	(13,500)	-100.00%
INDUSTRIAL DEV. AUTHORITY	-	-	-	-	2,700	2,700	-	0.00%
ALLIANCE 2000	-	-	-	-	500	500	-	0.00%
CENTRE CNTY. 4H	-	-	-	-	10,000	-	(10,000)	-100.00%
WMSPT/LYC CHAMBER	-	-	-	-	25,000	25,000	-	0.00%
	5,534,620	5,686,274	151,654	2.74%	8,702,146	8,730,561	28,415	0.33%
TOTAL OPT. REV. & EXP.	**45,767,423**	**45,581,196**	**(186,227)**	**-0.41%**	**46,244,049**	**49,192,575**	**2,948,526**	**6.38%**

COUNTY OF LYCOMING
REQUESTED COUNTY OPERATING BUDGET SUMMARY
FOR THE YEAR 2009

Updated 12-12-08

GOVERNMENTAL FUND TYPES

COUNTY GENERAL FUND	REVENUES				EXPENSES			
	2008 APPROVED BUDGET	2009 APPROVED BUDGET	VARIANCE INCREASE (DECREASE)	PERCENT INCREASE (DECREASE)	2008 APPROVED BUDGET	2009 APPROVED BUDGET	VARIANCE INCREASE (DECREASE)	PERCENT INCREASE (DECREASE)
	OTHER FINANCIAL SOURCES				OTHER FINANCIAL USES			
BOND FINANCING	-	4,700,000	4,700,000	-	-	-	-	-
NON-RECURRING REVS. & EXPS.								
MEADOWS	-	4,000,000	4,000,000	-	-	4,700,000	4,700,000	-
INTERFUND SUBSIDIES	4,377,124	4,775,327	398,203	9.10%	16,625,289	22,138,441	5,513,152	33.16%
TOTAL OTHER FINANCIAL SOURCES (USES)	**4,377,124**	**13,475,327**	**9,098,203**	**207.86%**	**16,625,289**	**26,838,441**	**10,213,152**	**61.43%**
TOTAL REVENUE & OTHER SOURCES & EXPENDITURES AND OTHER USES	**50,144,547**	**59,056,523**	**8,911,976**	**17.77%**	**62,869,338**	**76,031,016**	**13,161,678**	**20.93%**

FUND PROFIT / (LOSS)	2008	2009
	(12,724,791)	(16,974,493)

COUNTY OF LYCOMING
REQUESTED COUNTY OPERATING BUDGET SUMMARY
FOR THE YEAR 2009

Updated 12-12-08

GOVERNMENTAL FUND TYPES

SPECIAL REVENUE FUNDS	REVENUES 2008 APPROVED BUDGET	REVENUES 2009 APPROVED BUDGET	REVENUES VARIANCE INCREASE (DECREASE)	REVENUES PERCENT INCREASE (DECREASE)	EXPENSES 2008 APPROVED BUDGET	EXPENSES 2009 APPROVED BUDGET	EXPENSES VARIANCE INCREASE (DECREASE)	EXPENSES PERCENT INCREASE (DECREASE)
ROW OFFICES								
DISTRICT ATTORNEY								
D/A INVESTIGATIVE FUND	10,000	100,000	90,000	900.00%	10,000	100,000	90,000	900.00%
CORONER								
CORONER ACT 122	30,891	11,000	(19,891)	-64.39%	30,111	11,000	(19,111)	-63.47%
SHERIFF								
D.A.R.E. GRANT	2,274	2,274	-	0.00%	2,274	2,274	-	0.00%
REGISTER & RECORDER								
RECORD IMP. FUND	101,673	106,706	5,033	4.95%	153,493	117,122	(36,371)	-23.70%
ACT 137 A.H.E.	117,197	92,459	(24,738)	-21.11%	50,000	-	(50,000)	-100.00%
	218,870	199,165	(19,705)	-9.00%	203,493	117,122	(86,371)	-42.44%
PROTHONOTARY								
AUTOMATION FUND	12,250	12,380	130	1.06%	12,250	12,380	130	1.06%
LYC. CNTY. PLANNING & COMMUNITY DEVELOPMENT								
LIQUID FUEL FUND	827,195	679,111	(148,084)	-17.90%	1,226,448	1,191,338	(35,110)	-2.86%
LIQUID FUEL ACT 44 FUND	-	30,855	30,855	-	-	-	-	-
C.D.B.G. GRANTS	340,000	259,334	(80,666)	-23.73%	340,000	259,334	(80,666)	-23.73%
FLOOD MITIGATION	812,984	20,000	(792,984)	-97.54%	1,993,734	885,427	(1,108,307)	-55.59%
EDPS ENVIRONMENTAL PROJ.	267,607	1,330,858	1,063,251	397.32%	289,644	1,637,510	1,347,866	465.35%
WATER SUPPLY PROJ.	50,000	-	(50,000)	-100.00%	50,000	-	(50,000)	-100.00%
EDPS ECONOMIC PROJ.	2,914,018	2,773,400	(140,618)	-4.83%	3,949,668	3,848,400	(101,268)	-2.56%
	5,211,804	5,093,558	(118,246)	-2.27%	7,849,494	7,822,009	(27,485)	-0.35%
FISCAL SERVICES								
CNTY PASS THRU GRANTS	18,664,691	14,271,791	(4,392,900)	-23.54%	18,664,691	14,271,791	(4,392,900)	-23.54%
GROWING GREENER	37,381	22,287	(15,094)	-40.38%	-	-	-	-
	18,702,072	14,294,078	(4,407,994)	-23.57%	18,664,691	14,271,791	(4,392,900)	-23.54%
COURTS								
DOMESTIC RELATIONS IV-D	244,632	190,589	(54,043)	-22.09%	70,133	67,176	(2,957)	-4.22%
PCCD J.A.I.B.G./ AFTERCARE	115,167	32,460	(82,707)	-71.81%	164,767	107,460	(57,307)	-34.78%
C.J.A.B. (Fund 1810)	-	59,843	59,843	-	-	59,843	59,843	-
	359,799	282,892	(76,907)	-21.37%	234,900	234,479	(421)	-0.18%
PUBLIC SAFETY / SERVICES								
E.M.S TRUSTEE #8	402,853	316,500	(86,353)	-21.44%	399,353	316,500	(82,853)	-20.75%
HAZ-MAT	42,400	41,845	(555)	-1.31%	20,655	41,845	21,190	102.59%
911 PHONE TARIFF	913,115	894,753	(18,362)	-2.01%	768,000	550,000	(218,000)	-28.39%
911 WIRELESS	1,143,337	318,523	(824,814)	-72.14%	1,339,010	315,339	(1,023,671)	-76.45%
E.M.A. GRANT	16,483	23,826	7,343	44.55%	16,483	23,826	7,343	44.55%
HIGHWAY SAFETY GRANT	106,280	113,512	7,232	6.80%	106,280	113,512	7,232	6.80%
	2,624,468	1,708,959	(915,509)	-34.88%	2,649,781	1,361,022	(1,288,759)	-48.64%

COUNTY OF LYCOMING
REQUESTED COUNTY OPERATING BUDGET SUMMARY
FOR THE YEAR 2009

Updated 12-12-08

GOVERNMENTAL FUND TYPES

SPECIAL REVENUE FUNDS	REVENUES 2008 APPROVED BUDGET	REVENUES 2009 APPROVED BUDGET	REVENUES VARIANCE INCREASE (DECREASE)	REVENUES PERCENT INCREASE (DECREASE)	EXPENSES 2008 APPROVED BUDGET	EXPENSES 2009 APPROVED BUDGET	EXPENSES VARIANCE INCREASE (DECREASE)	EXPENSES PERCENT INCREASE (DECREASE)
CONSERVATION & DEVELOPMENT								
FARM EASEMENT	19,563	17,600	(1,963)	-10.03%	66,946	61,900	(5,046)	-7.54%
TOTAL OPT. REV. & EXP.	**27,191,991**	**21,721,906**	**(5,470,085)**	**-20.12%**	**29,723,940**	**23,993,977**	**(5,729,963)**	**-19.28%**
	OTHER FINANCIAL SOURCES				**OTHER FINANCIAL USES**			
INTERFUND SUBSIDIES								
911 PHONE TARIFF	-	-	-	-	250,000	250,000	-	0.00%
JAIBG / AFTERCARE	48,500	75,000	26,500	54.64%	-	-	-	-
FLOOD MITIGATION	1,213,500	865,427	(348,073)	-28.68%	-	-	-	-
EDPS ENVIRONMENTAL	15,869	306,652	290,783	1832.40%	-	-	-	-
EDPS ECONOMIC DEV.	1,041,962	1,075,000	33,038	3.17%	-	-	-	-
GROWING GREENER	-	-	-	-	38,125	77,952	39,827	104.46%
FARM EASEMENTS	50,000	50,000	-	0.00%	-	-	-	-
TOTAL OTHER FINANCIAL SOURCES (USES)	**2,369,831**	**2,372,079**	**2,248**	**0.09%**	**288,125**	**327,952**	**39,827**	**13.82%**
TOTAL REVENUE & OTHER SOURCES & EXPENDITURES AND OTHER USES	**29,561,822**	**24,093,985**	**(5,467,837)**	**-18.50%**	**30,012,065**	**24,321,929**	**(5,690,136)**	**-18.96%**

FUND PROFIT / (LOSS)	**2008**	**2009**
	(450,243)	**(227,944)**

COUNTY OF LYCOMING
REQUESTED COUNTY OPERATING BUDGET SUMMARY
FOR THE YEAR 2009

Updated 12-12-08

GOVERNMENTAL FUND TYPES

DEBT SERVICE FUNDS	REVENUES				EXPENSES			
	2008 APPROVED BUDGET	2009 APPROVED BUDGET	VARIANCE INCREASE (DECREASE)	PERCENT INCREASE (DECREASE)	2008 APPROVED BUDGET	2009 APPROVED BUDGET	VARIANCE INCREASE (DECREASE)	PERCENT INCREASE (DECREASE)
DEBT SERVICE SINKING FUNDS								
SINKING FUND (1998 Bond)	-	-	-	-	1,403,380	1,403,020	(360)	-0.03%
SINKING FUND (2001 Bond)	-	-	-	-	450,498	448,275	(2,223)	-0.49%
SINKING FUND (2003 Bond)	-	-	-	-	704,750	702,000	(2,750)	-0.39%
SINKING FUND (C&n Note)	-	-	-	-	-	4,734,768	4,734,768	-
SINKING FUND (2006 Bond)	-	-	-	-	163,721	163,546	(175)	-0.11%
SINKING FUND (2007 Bond)	-	-	-	-	957,270	1,101,748	144,478	15.09%
TOTAL OPT. REV. & EXP.	-	-	-	-	3,679,619	8,553,357	4,873,738	132.45%
	OTHER FINANCIAL SOURCES				OTHER FINANCIAL USES			
INTERFUND SUBSIDIES	3,679,619	8,553,357	4,873,738	132.45%	-	-	-	-
TOTAL OTHER FINANCIAL SOURCES (USES)	3,679,619	8,553,357	4,873,738	132.45%	-	-	-	-
TOTAL REVENUE & OTHER SOURCES & EXPENDITURES AND OTHER USES	3,679,619	8,553,357	4,873,738	132.45%	3,679,619	8,553,357	4,873,738	132.45%

FUND PROFIT / (LOSS)	2008	2009
	-	-

COUNTY OF LYCOMING
REQUESTED COUNTY OPERATING BUDGET SUMMARY
FOR THE YEAR 2009

Updated 12-12-08

GOVERNMENTAL FUND TYPES

CAPITAL PROJECT FUNDS	REVENUES				EXPENSES			
	2008 APPROVED BUDGET	2009 APPROVED BUDGET	VARIANCE INCREASE (DECREASE)	PERCENT INCREASE (DECREASE)	2008 APPROVED BUDGET	2009 APPROVED BUDGET	VARIANCE INCREASE (DECREASE)	PERCENT INCREASE (DECREASE)
FISCAL SERVICES								
MISC CAP PROJ-ACCT SYS	-	-	-	-	80,900	204,000	123,100	152.16%
INFORMATION SERVICES								
HAVA Grant	-	83,615	83,615	-	-	83,615	83,615	-
LYC. CNTY. PLANNING & COMMUNITY DEVELOPMENT								
INDUSTRIAL PARK								
TIMBER RUN	-	-	-	-	4,350,000	4,500,000	150,000	3.45%
HALL STATION	-	470,000	470,000	-	4,500,000	5,132,000	632,000	14.04%
TIMBER END	330,000	-	(330,000)	-100.00%	330,000	-	(330,000)	-100.00%
	330,000	470,000	140,000	-	9,180,000	9,632,000	452,000	4.92%
TOTAL OPT. REV. & EXP.	**330,000**	**553,615**	**223,615**	**67.76%**	**9,260,900**	**9,919,615**	**658,715**	**7.11%**
	OTHER FINANCIAL SOURCES				**OTHER FINANCIAL USES**			
INTERFUND SUBSIDIES								
MISC CAP. PROJ.	-	204,000	204,000	-	-	-	-	-
INDUSTRIAL PARK	9,000,000	9,162,000	162,000	1.80%	-	-	-	-
TOTAL OTHER FINANCIAL SOURCES (USES)	**9,000,000**	**9,366,000**	**366,000**	**4.07%**	**-**	**-**	**-**	**-**
TOTAL REVENUE & OTHER SOURCES & EXPENDITURES AND OTHER USES	**9,330,000**	**9,919,615**	**589,615**	**6.32%**	**9,260,900**	**9,919,615**	**658,715**	**7.11%**

FUND PROFIT / (LOSS)	2008	2009
	69,100	-

COUNTY OF LYCOMING
REQUESTED COUNTY OPERATING BUDGET SUMMARY
FOR THE YEAR 2009

Updated 12-12-08

PROPRIETARY FUND TYPES

ENTERPRISE FUND	REVENUES				EXPENSES			
	2008 APPROVED BUDGET	2009 APPROVED BUDGET	VARIANCE INCREASE (DECREASE)	PERCENT INCREASE (DECREASE)	2008 APPROVED BUDGET	2009 APPROVED BUDGET	VARIANCE INCREASE (DECREASE)	PERCENT INCREASE (DECREASE)
RESOURCE MANAGEMENT SERVICES								
ADMINISTRATION	14,946,929	15,790,914	843,985	5.65%	4,374,698	4,491,418	116,720	2.67%
OPT. ADMINISTRATION	-	-	-	-	539,539	511,417	(28,122)	-5.21%
SHOP ADMINISTRATION	-	-	-	-	55,162	57,578	2,416	4.38%
EARTH MOVING	(83,877)	(32,468)	51,409	-61.29%	770,880	574,297	(196,583)	-25.50%
WASTE MOVEMENT	(38,409)	(45,497)	(7,088)	18.45%	2,948,778	3,131,847	183,069	6.21%
SCREENING PROCESS	-	(28,000)	(28,000)	-	283,472	362,228	78,756	27.78%
SUPPORT SERVICES	-	311	311	-	829,805	966,697	136,892	16.50%
SHOP	-	-	-	-	1,028,779	1,341,335	312,556	30.38%
WELD SHOP	-	-	-	-	92,554	78,654	(13,900)	-15.02%
LECHATE COLLECTION	-	-	-	-	645,908	484,750	(161,158)	-24.95%
GAS COLLECTION	-	-	-	-	326,762	387,336	60,574	18.54%
G.T. WASTE PROCESSING	-	-	-	-	21,565	91,769	70,204	325.55%
TRANSFER STATION	1,345,110	1,648,850	303,740	22.58%	1,456,691	1,752,243	295,552	20.29%
RESOURCE RECOVERY	1,781,067	2,070,467	289,400	16.25%	2,566,579	2,803,796	237,217	9.24%
CO-GENERATION SALES	530,000	515,000	(15,000)	-2.83%	420,531	515,322	94,791	22.54%
FARM PROPERTIES	22,900	23,150	250	1.09%	66,712	63,199	(3,513)	-5.27%
GAS SALES	-	-	-	-	-	-	-	-
R / R GRANTS	481,018	464,560	(16,458)	-3.42%	20,400	21,700	1,300	6.37%
TOTAL OPT. REV. & EXP.	**18,984,738**	**20,407,287**	**1,422,549**	**7.49%**	**16,448,815**	**17,635,586**	**1,186,771**	**7.21%**
	OTHER FINANCIAL SOURCES				**OTHER FINANCIAL USES**			
INTERFUND SUBSIDIES	-	-	-	-	2,513,160	2,600,370	87,210	3.47%
TOTAL OTHER FINANCIAL SOURCES (USES)	**-**	**-**	**-**	**-**	**2,513,160**	**2,600,370**	**87,210**	**3.47%**
TOTAL REVENUE & OTHER SOURCES & EXPENDITURES AND OTHER USES	**18,984,738**	**20,407,287**	**1,422,549**	**7.49%**	**18,961,975**	**20,235,956**	**1,273,981**	**6.72%**

FUND PROFIT / (LOSS)	2008	2009
	22,763	**171,331**

2009 INVENTORY & CAPITAL BUDGET

COUNTY OF LYCOMING
2009 APPROVED SPECIAL OPERATING, INVENTORY AND CAPITAL REQUEST

			Request				Funding			
	Quan	Unit Cost	Opt. Exp.	Inventory	Capital	Total	County	Grants	Other	Trade
COMMISSIONERS										
1010 REPLACEMENT MEDIUM COPIER	1	9,000			9,000	9,000	9,000			
			0	0	9,000	9,000	9,000	0	0	0
ROW OFFICES										
TREASURER										
1070 NEW SHARED LASER PRINTER	1	2,400		2,400		2,400	2,400			
1070 REPLACEMENT STANDARD PC	2	1,380		2,760		2,760	2,760			
1070 REPLACEMENT SMALL COPIER	1	6,500			6,500	6,500	6,500			
			0	5,160	6,500	11,660	11,660	0	0	0
CONTROLLER										
1080 REPLACEMENT STANDARD PC	1	1,380		1,380		1,380	1,380			
1080 PENTAMATION UPGRADE	1	13,614			13,614	13,614	13,614			
			0	1,380	13,614	14,994	14,994	0	0	0
SHERIFF										
2020 REPLACEMENT STANDARD PC	2	1,380		2,760		2,760	2,760			
2020 REPLACE NEW VEHICLE	2	25,000			50,000	50,000	50,000			
			0	2,760	50,000	52,760	52,760	0	0	0
CORONER										
2030 NEW LAPTOP PC W/DOCKS	1	2,500		2,500		2,500	2,500			
2030 TRANSPORT VEHICLE	1	72,877			72,877	72,877	12,400		60,477	
			0	2,500	72,877	75,377	14,900	0	60,477	0
DISTRICT ATTORNEY										
2070 SANCTION SOFTWARE UPDATE	1	750	750	0		750	750			
2070 REPLACEMENT STANDARD PC	3	1,380		4,140		4,140	4,140			
2070 SHREDDER	1	1,000		1,000		1,000	1,000			
2070 SECRETARY WORKSTATIONS	6	3,000		18,000		18,000	15,000		3,000	
			750	23,140	0	23,890	20,890	0	3,000	0
ASSESSMENT										
ASSESSMENT										
1050 FOLDING MACHINE	1	500	500			500	500			
1050 REP SMALL GIS PC W/EXTRA MONITOR	1	3,000		3,000		3,000	3,000			
1050 REPLACEMENT STANDARD PC	2	1,380		2,760		2,760	2,760			
1050 PARAGON SOFTWARE	1	39,500			39,500	39,500	39,500			
			500	5,760	39,500	45,760	45,760	0	0	0

COUNTY OF LYCOMING
2009 APPROVED SPECIAL OPERATING, INVENTORY AND CAPITAL REQUEST

	Quan	Unit Cost	Request: Opt. Exp.	Request: Inventory	Request: Capital	Request: Total	Funding: County	Funding: Grants	Funding: Other	Funding: Trade
EXECUTIVE PLAZA										
1030 REPLACE RESTROOM FIXTURES	1	5,000	5,000			5,000	5,000			
1030 PAINT OVERHANG METAL	1	10,000	10,000			10,000	10,000			
1030 DIGITIZED DRAWINGS	1	2,000	2,000			2,000	2,000			
			17,000	0	0	17,000	17,000	0	0	0
COUNTY BUILDINGS										
COURT HOUSE										
1031 RESTROOM FIXTURES	1	10,000	10,000			10,000	10,000			
1031 REP SD PC W/MODEM AND 2ND NET CARD	1	1,500		1,500		1,500	1,500			
1031 COMPUTER AIDED DRAFTING PROGRAM	1	1,260		1,260		1,260	1,260			
1031 RETROCOMMISSIONING HVAC SYSTEM	1	15,000			15,000	15,000	15,000			
1031 LIFE CYCLE ANALYSIS OF ICE SYSTEM	1	8,000			8,000	8,000	8,000			
1031 LIGHTING	1	50,000			50,000	50,000	50,000			
			10,000	2,760	73,000	85,760	85,760	0	0	0
LYSOCK COMPLEX										
1032 REKEY ENTRANCES AND SUITE DOOR LOCK	1	4,000	4,000			4,000	4,000			
1032 LANDSCAPE & TREE TRIMMING	1	5,000	5,000			5,000	5,000			
1032 REPLACE RESTROOM FIXTURES	1	5,000	5,000			5,000	5,000			
1032 HVAC EQUIPMENT	1	20,000			20,000	20,000	20,000			
1032 NATURAL GAS PIPING	1	50,000			50,000	50,000	50,000			
			14,000	0	70,000	84,000	84,000	0	0	0
3RD ST PLAZA										
1034 REKEYING ENTERENCE & SUITE DOORS	1	4,000	4,000			4,000	4,000			
1034 SEAL PAVEMENT	1	5,000	5,000			5,000	5,000			
1034 ANALYSIS OF REPLACING COOLING TOWER	1	7,000			7,000	7,000	7,000			
			9,000	0	7,000	16,000	16,000	0	0	0
FISCAL SERVICES										
ACCOUNTING/PURCHASING										
1090 REPLACEMENT STANDARD PC	1	1,380		1,380		1,380	1,380			
			0	1,380	0	1,380	1,380	0	0	0
CENTRAL COLLECTIONS										
1092 REPLACEMENT SHARED LASER PRINTER W	1	2,600		2,600		2,600	2,600			
1092 REPLACEMENT STANDARD PC	2	1,380		2,760		2,760	2,760			
			0	5,360	0	5,360	5,360	0	0	0

COUNTY OF LYCOMING
2009 APPROVED SPECIAL OPERATING, INVENTORY AND CAPITAL REQUEST

			Request				Funding			
	Quan	Unit Cost	Opt. Exp.	Inventory	Capital	Total	County	Grants	Other	Trade
LCP&CD										
PLANNING COMMISSION										
1100 REPLACEMENT STANDARD PC	1	1,380		1,380		1,380	1,380			
1100 REPLACEMENT SMALL GIS PC	1	2,500		2,500		2,500	2,500			
1100 REPLACEMENT LAPTOP PC W/DOCKS	1	2,200		2,200		2,200	2,200			
1100 NEW LOW END DIGITAL CAMERA	2	250		500		500	500			
			0	6,580	0	6,580	6,580	0	0	0
GIS										
1102 REPLACMENT GPS ROVER	1	14,000			14,000	14,000	14,000			
			0	0	14,000	14,000	14,000	0	0	0
HUMAN RESOURCES										
1120 PRIVACY COUNTER	1	4,000		4,000		4,000	4,000			
			0	4,000	0	4,000	4,000	0	0	0
INFORMATION SYSTEMS										
INFORMATION SYSTEMS										
1110 REPLACEMENT LAPTOP PC	2	1,850		3,700		3,700	3,700			
1110 REPLACEMENT SMALL GIS PC	6	2,500		15,000		15,000	15,000			
1110 REPLACEMENT SERVERS	5	10,000			50,000	50,000	50,000			
1110 NETWORK UPGRADES	1	26,000			26,000	26,000	26,000			
1110 NEW DOMAIN SERVERS	2	7,000			14,000	14,000	14,000			
1110 POLYCOM UNIT	1	6,500			6,500	6,500	6,500			
1110 ENCLOSED NETWORK RACK	1	5,000			5,000	5,000	5,000			
1110 JNET SMARTCARDS	1	7,500			7,500	7,500		7,500		
			0	18,700	109,000	127,700	120,200	7,500	0	0
CENTRAL TELEPHONE										
1111 MITEL PBX UPGRADE	1	17,500			17,500	17,500	17,500	0		
			0	0	17,500	17,500	17,500	0	0	0
PRINTING / MICROFILMING										
1113 REPLACEMENT MEDIUM COPIER	1	9,000			9,000	9,000	9,000			
			0	0	9,000	9,000	9,000	0	0	0

COUNTY OF LYCOMING
2009 APPROVED SPECIAL OPERATING, INVENTORY AND CAPITAL REQUEST

	Quan	Unit Cost	Request: Opt. Exp.	Request: Inventory	Request: Capital	Request: Total	Funding: County	Funding: Grants	Funding: Other	Funding: Trade
COURT SERVICES										
COURTS										
2090 CR#4 WITNESS CHAIR & JUDGE/SECY CH	1	1,200	1,200			1,200	1,200			
2090 JUDGE'S OFFICE CHAIR	1	500	500			500	500			
2090 REPLACEMENT BENCH CHAIRS	3	500	1,500			1,500	1,500			
2090 PROJECTOR SCREENS	2	400	800			800	800			
2090 REMODEL CR#5	1	15,000	15,000			15,000	15,000			
2090 REPLACEMENT STNDRD PC -GRAY	1	1,380	1,380			1,380	1,380			
2090 FURNITURE -FC HEARING ROOM-TURNER	1	2,500	2,500			2,500	2,500			
2090 NEW STANDARD PC - D.TURNER	1	1,380		1,380		1,380	1,380			
2090 REPLACEMENT STANDARD PC	4	1,380		5,520		5,520	5,520			
2090 CJ PARTNER SOFTWARE W/UPDATES	1	7,500			7,500	7,500	7,500			
2090 SOUND SYSTEM CR#4	1	7,000			7,000	7,000	7,000			
			22,880	6,900	14,500	44,280	44,280	0	0	0
ADULT PROBATION										
3010 NEW LARGE SCANNER	1	650		650		650	650			
3010 REPLACEMENT STANDARD PC	2	1,380		2,760		2,760	2,760			
3010 REPLACEMENT LAPTOP PC	1	1,850		1,850		1,850	1,850			
3010 NEW STANDARD PC	1	1,680		1,680		1,680	1,680			
			0	6,940	0	6,940	6,940	0	0	0
JUVENILE PROBATION										
3050 DIVIDERS	4	625	2,500			2,500	2,500			
3050 REPLACEMENT LAPTOP PC W/DOCKS	3	2,200		6,600		6,600	6,600			
			2,500	6,600	0	9,100	9,100	0	0	0
PRISON SERVICES										
COUNTY PRISON										
3020 BALLISTIC BODY ARMOR VEST	1	800	800			800	800			
3020 FLOORING/TILING REPLACEMENT	1	7,000	7,000			7,000	7,000			
3020 NEW STANDARD PC	1	1,680		1,680		1,680	1,680			
3020 NEW LOW END DIGITAL CAMERA	1	250		250		250	250			
3020 PORTABLE RADIOS	5	500		2,500		2,500	2,500			
3020 REP HANDHELD WIRELESS BARCODE SCAN	1	2,500		2,500		2,500	2,500			
3020 REPLACEMENT STANDARD PC	4	1,380		5,520		5,520	5,520			
3020 HVAC SYSTEM	1	750,000			750,000	750,000	750,000			
			7,800	12,450	750,000	770,250	770,250	0	0	0

COUNTY OF LYCOMING
2009 APPROVED SPECIAL OPERATING, INVENTORY AND CAPITAL REQUEST

			Request				Funding			
	Quan	Unit Cost	Opt. Exp.	Inventory	Capital	Total	County	Grants	Other	Trade
PRE-RELEASE										
3030 REPLACEMENT STANDARD PC	2	1,380		2,760		2,760	2,760			
3030 NEW 11X17 BUSINESS INKJET PRINTER	1	1,400		1,400		1,400	1,400			
			0	4,160	0	4,160	4,160	0	0	0
PUBLIC SAFETY / SERVICES										
COMMUNICATIONS										
3070 GIS/911 REPLACEMENT SMALL GIS PC	1	2,500		2,500		2,500	2,500			
3070 REPLACEMENT STANDARD PC	1	1,380		1,380		1,380	1,380			
3070 BU FIRE BASE-BALD EAGLE	1	22,000			22,000	22,000	22,000			
			0	3,880	22,000	25,880	25,880	0	0	0
EMERGENCY MANAGEMENT										
3071 REPLACEMENT LAPTOP PC	4	1,850		7,400		7,400	7,400			
3071 REPLACEMENT STANDARD PC	2	1,380		2,760		2,760	2,760			
			0	10,160	0	10,160	10,160	0	0	0
EMS										
3073 NEW "AIRWAY LARRY" MANIKIN	2	965	1,930			1,930	1,930			
3073 REPLACEMENT AED TRAINER	2	250	500			500	500			
3073 REPLACEMENT PEDIATRIC AIRWAY MANIKIN	2	500	1,000			1,000	500	500		
3073 REPLACEMENT STANDARD PC	1	1,380		1,380		1,380	1,380			
3073 REPLACEMENT STRETCHER	1	3,500		3,500		3,500	2,500	1,000		
3073 REPLACEMENT STAIRCHAIR	1	2,600		2,600		2,600	2,600			
			3,430	7,480	0	10,910	9,410	1,500	0	0
HAZ-MAT										
3074 REPLACEMENT STANDARD PC	1	1,380		1,380		1,380	1,380			
			0	1,380	0	1,380	1,380	0	0	0
COUNTY FARM										
7020 FENCE (TOTAL PERIMETER)	1	40,000		40,000		40,000	40,000			
			0	40,000	0	40,000	40,000	0	0	0
COOPERATIVE EXTENSION										
7030 REPLACEMENT STANDARD PC	1	1,380		1,380		1,380	1,380			
7030 REPLACEMENT LAPTOP PC W/DOCKS	1	2,200		2,200		2,200	2,200			
7030 REPLACEMENT HI-END DESKTOP	1	1,600		1,600		1,600	1,600			
			0	5,180	0	5,180	5,180	0	0	0

COUNTY OF LYCOMING
2009 APPROVED SPECIAL OPERATING, INVENTORY AND CAPITAL REQUEST

	Quan	Unit Cost	Request: Opt. Exp.	Request: Inventory	Request: Capital	Request: Total	Funding: County	Funding: Grants	Funding: Other	Funding: Trade
CONSERVATION DISTRICT										
7040 NEW SHARED COLOR PRINTER HIGH END	1	2,000		2,000		2,000	2,000			
7040 REPLACEMENT SMALL GIS PC	1	2,500		2,500		2,500	2,500			
			0	4,500	0	4,500	4,500	0	0	0
TOTAL GENERAL FUND			**87,860**	**189,110**	**1,277,491**	**1,554,461**	**1,481,984**	**9,000**	**63,477**	**0**
SPECIAL REVENUE FUNDS										
PROTHONOTARY AUTOMATION FUND										
2717 REPLACEMENT STANDARD PC	1	1,380		1,380		1,380			1,380	
2717 MICROFILM READER/PRINTER	1	6,000			6,000	6,000			6,000	
			0	1,380	6,000	7,380	0	0	7,380	0
LIQUID FUELS										
4100 TIVOLI BRIDGE - DESIGN	1	26,111			26,111	26,111			26,111	
4100 LAIRDSVILLE COVERED BRIDGE - REHAB	1	95,473			95,473	95,473			95,473	
4100 TIMBEREND ACCESS ROAD	1	310,000			310,000	310,000			310,000	
			0	0	431,584	431,584			431,584	0
TOTAL SPECIAL REVENUE FUNDS			**0**	**1,380**	**437,584**	**438,964**	**0**	**0**	**438,964**	**0**
CAPITAL PROJECT FUNDS										
HAVA										
3000 VOTING MACHINE GRANT	1	83,615			83,615	83,615	0	83,615		
			0	0	83,615	83,615	0	83,615	0	0
ACCOUNTING UPGRADES										
1810 UPGRADE PENTAMATION	1	204,000			204,000	204,000	204,000			
			0	0	204,000	204,000	204,000	0	0	0
TOTAL CAPITAL PROJECT FUNDS			**0**	**0**	**287,615**	**287,615**	**204,000**	**83,615**	**0**	**0**

COUNTY OF LYCOMING
2009 APPROVED SPECIAL OPERATING, INVENTORY AND CAPITAL REQUEST

			Request				Funding			
	Quan	Unit Cost	Opt. Exp.	Inventory	Capital	Total	County	Grants	Other	Trade
RESOURCE MANAGEMENT SERVICES										
ADMINISTRATION										
4101 REPLACEMENT STANDARD PC	4	1,380		5,520		5,520	5,520			
4101 REPLACEMENT UPS'S	15	150		2,250		2,250	2,250			
4101 NEW TICKET PRINTER (SPARE)	1	950		950		950	950			
4101 NEW STANDARD PC	1	1,680		1,680		1,680	1,680			
4101 AUTOCAD UPGRADE	1	3,000		3,000		3,000	3,000			
4101 REPLACEMENT SERVER	1	10,000			10,000	10,000	10,000			
4101 UPS FOR SERVERS	1	10,000			10,000	10,000	10,000			
4101 COMCAST INTERNET FIBER NETWORK	1	12,500			12,500	12,500	12,500			
4101 REPLACEMENT MEDIUM COPIER	1	9,000			9,000	9,000	9,000			
			0	13,400	41,500	54,900	54,900	0	0	0
EARTH MOVING										
4201 NEW EQUIPMENT TRAILER	1	15,000			15,000	15,000	15,000			
4201 REPLACEMENT EXCAVATOR	1	290,000			290,000	290,000	197,468			92,532
			0	0	305,000	305,000	212,468	0	0	92,532
WASTE MOVEMENT & COMPACTION										
4202 REPLACEMENT DOZER (D8)	1	530,000			530,000	530,000	285,000			245,000
4202 LANDFILL EXPANSION - FIELD 11	1	6,248,150			6,248,150	6,248,150	6,248,150			
4202 REPLACEMENT COMPACTOR	1	980,783			980,783	980,783	539,783			441,000
			0	0	7,758,933	7,758,933	7,072,933	0	0	686,000
SCREENING OPERATION										
4203 REPLACEMENT SCREEN PLANT	1	275,000			275,000	275,000	263,000			12,000
			0	0	275,000	275,000	263,000	0	0	12,000
SUPPORT SERVICES										
4204 REPLACEMENT BUCKET TRUCK	1	112,000			112,000	112,000	107,000			5,000
4204 FLAIL MOWER	1	9,250			9,250	9,250	9,250			
4204 ALL-TERRAIN PLATFORM MAN-LIFT	1	105,000			105,000	105,000	105,000			
4204 ADD ON DUAL WHEELS FOR EXISTING TRAC	1	9,500			9,500	9,500	9,500			
4204 REPLACEMENT FOR VEH-32	1	105,000			105,000	105,000	90,000			15,000
			0	0	340,750	340,750	320,750	0	0	20,000

COUNTY OF LYCOMING
2009 APPROVED SPECIAL OPERATING, INVENTORY AND CAPITAL REQUEST

			Request				Funding			
	Quan	Unit Cost	Opt. Exp.	Inventory	Capital	Total	County	Grants	Other	Trade
MAINTENANCE SHOP OPERATIONS										
4205 REPLACEMENT GARAGE DOOR	1	10,000		10,000		10,000	10,000			
4205 ELECTRONIC SVC TOOL KIT	1	1,350		1,350		1,350	1,350			
4205 HEAVY DUTY MOBILE LIFT	1	24,000			24,000	24,000	24,000			
4205 FUEL TANK CONVERSION	1	50,000			50,000	50,000	49,000			1,000
			0	11,350	74,000	85,350	84,350	0	0	1,000
LF WELD SHOP										
4206 PLASMA CUTTER	1	2,100		2,100		2,100	2,100			
			0	2,100	0	2,100	2,100	0	0	0
LECHATE COLLECTION & TREATMENT										
4207 PLANT CAPACITY AT MSA	1	954,000			954,000	954,000	954,000			
4207 PRE-TREATMENT SYSTEM AT RMS	1	2,000,000			2,000,000	2,000,000	2,000,000			
4207 CONCRETE MANHOLES LEACHATE FORCE	1	60,000			60,000	60,000	60,000			
4207 LEACHATE STORAGE TANK	1	1,472,510			1,472,510	1,472,510	1,472,510			
			0	0	4,486,510	4,486,510	4,486,510	0	0	0
GAS COLLECTION										
4208 WESTERN GAS HEADER	1	173,690			173,690	173,690	173,690			
			0	0	173,690	173,690	173,690	0	0	0
G T WASTE PROCESSING										
4209 COMPOSTING PROJECT	1	12,000			12,000	12,000	12,000			
4209 GREEN TECH PILOT PLANT	1	4,000,000			4,000,000	4,000,000	4,000,000			
			0	0	4,012,000	4,012,000	4,012,000	0	0	0
TRANSFER STATION										
4220 NEW LAPTOP PC W/DOCKS	1	2,500		2,500		2,500	2,500			
4220 REPLACEMENT TRUCK TRACTOR	1	95,000			95,000	95,000	92,500			2,500
			0	2,500	95,000	97,500	95,000	0	0	2,500

COUNTY OF LYCOMING
2009 APPROVED SPECIAL OPERATING, INVENTORY AND CAPITAL REQUEST

			Request				Funding			
	Quan	Unit Cost	Opt. Exp.	Inventory	Capital	Total	County	Grants	Other	Trade
RESOURCE RECOVERY										
4230 REPLACEMENT STANDARD PC	1	1,380		1,380		1,380	1,380			
4230 SKID STEER	1	50,750			50,750	50,750	5,075	45,675		
4230 REPLACEMENT TRUCK TRACTOR (R19)	1	95,000			95,000	95,000	86,500			8,500
4230 REPLACEMENT ROLLOFF TRUCK (R18)	1	100,000			100,000	100,000	90,000			10,000
4230 REPLACEMENT CAN DENSIFIER	1	65,000			65,000	65,000	6,000	54,000		5,000
4230 NEW OCC COMPACTION TRUCK	1	130,000			130,000	130,000	130,000			
4230 CONTAINERS	10	6,000			60,000	60,000	60,000			
4230 USED VAN TRAILERS	6	14,000			84,000	84,000	81,000			3,000
			0	1,380	584,750	586,130	459,955	99,675	0	26,500
CO-GEN SALES										
4240 FBOP PROJECT	1	2,533,120			2,533,120	2,533,120	2,533,120			
			0	0	2,533,120	2,533,120	2,533,120	0	0	0
FARM PROPERTIES										
4250 E&S STRUCTURE	1	1,000,000			1,000,000	1,000,000	1,000,000			
4250 CULTIVATING DISCS	1	23,500			23,500	23,500	23,250			250
			0	0	1,023,500	1,023,500	1,023,250	0	0	250
METHANE GAS SALES										
4260 MACK TRUCK PROJECT	1	2,400,000			2,400,000	2,400,000	2,400,000			
			0	0	2,400,000	2,400,000	2,400,000	0	0	0
TOTAL RESOURCE MANAGEMENT SERVICES			0	30,730	24,103,753	24,134,483	23,194,026	99,675	0	840,782
TOTAL FOR THE YEAR 2009			87,860	221,220	26,106,443	26,415,523	24,880,010	192,290	502,441	840,782

2009
ADDITIONAL PERSONNEL BUDGET

COUNTY OF LYCOMING
2009
APPROVED ADDITIONAL PERSONNEL

DEPARTMENT	POSITION	DEPT#	PAY GRADE	TOTAL REQUESTS	COST				FUNDING	
					PERSONNEL	START-UP	FRINGE	TOTAL	COUNTY	OTHER
District Attorney	Clerk III	2070	4	1	22,961	0	7,462	30,423	30,423	0
Prison	Correctional Counselor	3020	8	1	35,473	2,000	11,529	49,002	49,002	0
				2	58,434	2,000	18,991	79,425	79,425	0